



# HARVESTER

FROM LIGHT THINNING TO COARSE FINAL FELLING

**FABULOUS DRIVER  
ENVIRONMENT & COMFORT**

**SERVICE-FRIENDLINESS & EASY  
ACCESS**

**VERY GOOD OVERALL  
ECONOMY**

**VERSATILE MACHINES WITH  
MANY OPTIONS**

**SAVE TIME & MONEY WITH  
ROTTNE XPARTS**



# H8<sup>E</sup>

# H11<sup>E</sup>

Area of use	Stand-operating thinning	Strip road operating thinning, but also final felling
Optimal stem diameter	5–20 cm	20–40 cm
Number of wheels	4	6 or 8
Wheel sizes & dimensions	500/60 x 26.5 / 600/55 x 26.5 / 710/45 x 26.5	6 WD: 710/40 x 24.5 / 710/55 x 34 8 WD: 600/50x24.5 / 710/40x24.5 / 800/40x24.5
Width	2050 / 2200 / 2420 mm	2830 mm
Service weight	from 10,200 kg	6 wheels, from: 17,800 kg 8 wheels, from: 18,900 kg
Engine Power	125 kW / 168 hp, Stage V	164 kW / 220 hp, Stage V
Transmission Tractive force	137 kN	167 kN
Crane Lifting torque / Torque	90 kNm / 20 kNm	220 kNm / 52 kNm
Crane Reach	7.1 m	10.3 or 11.3 m
Harvester head	Rottne EGS406, LogMax 3000T	Rottne EGS596, SP461 LF, SP561 LF, Log Max 4000T, Log Max 5000V
Equipment/ characteristics	Variable transmission Swing arms Multi-tree handling Rottne Connect	Tracks all round Multi-tree handling Rottne Connect Comfort Line
Standard options	Stump spray treatment Colour marking Central lubrication Oil diagnosis Engine heater Rottne Crane Assistance	Stump spray treatment Colour marking Central lubrication Oil diagnosis Engine heater Bogie lift Compressor Rottne Crane Assistance

# H21E

Final felling
30–65 cm
6 or 8
6 WD: 700/70 x 34 / 750/45 x 30.5 8 WD: 750/45x30.5 / 750/55x26.5 / 780/55x28.5
3000 / 3130 / 3160 mm
6 wheels, from: 24,200 kg, 8 wheels, from: 26,700 kg
227 kW / 305 hp, Stage V
230 kN
325 kNm / 65 kNm
10 m
Rottne EGS706, SP661LF, SP761 LF, Log Max 6000V, Log Max 7000C
Tracks all round Multi-tree handling Rottne Connect Comfort Line
Stump spray treatment Colour marking Central lubrication Oil diagnosis Engine heater Compressor Rottne Crane Assistance

- Area of use
- Optimal stem diameter
- Number of wheels
- Wheel sizes & dimensions
- Width
- Service weight
- Engine Power
- Transmission Tractive force
- Crane Lifting torque / Torque
- Crane Reach
- Harvester head
- Equipment/ characteristics
- Standard options



# H8<sup>E</sup>

## IDEAL HARVESTER FOR STAND-OPERATING THINNING

**ROTTNE H8<sup>E</sup>** is a thinning harvester with unique properties. The two-part chassis with an articulated joint in the centre produces precise tracking. When combined with its levelling capabilities and variable transmission, the H8 harvester becomes extremely flexible and easy to operate, which creates the conditions for an undamaged stand.



Variable transmission

Low fuel consumption

Good overall economy

Only 205 cm wide (500/60x26.5)

Swing arms on the wheels

**OPTION:**

Rottne Crane Assistance



# UNBEATABLE STAND-OPERATING THINNING MACHINE

## DESIGNED FOR STAND-OPERATING THINNING

Rottne H8<sup>E</sup> is an ideal harvester for stand-operating thinning and with various working route system options it can handle strip road distances without manual intermediate zone felling.

Since the machine works inside the stand, it is easier for the operator to decide which trees need to be thinned because it is never more than 6-7 metres to the trees. With the Rottne Crane Assistance option (RCA), you also get more precise movement and good crane harmony, which gives optimal thinning. It is the operator who decides in which direction the head should move and it is the system and the crane that makes sure this is carried out. Crane tip control is easy to set and adapt to different operators as well as it provides good support for the operator during the entire shift since all crane functions have end damping for a smoother operating experience at the same time as reducing crane wear.



## SWING ARM SYSTEM GIVES UNIQUE TERRAIN QUALITIES

With swing arms on all four wheels, Rottne H8<sup>E</sup> is responsive on all types of terrain. Inclines are equalled out both lengthways and sideways, the space requirement decreases and ground clearance can be increased in uneven and rocky terrain.

# H11<sup>E</sup>

## EFFECTIVE FOR BOTH THINNING AND FINAL FELLING

### CRANE WITH UNLIMITED OPPORTUNITIES

Harvester crane RK220 specially designed for H11<sup>E</sup>. The crane has been designed to give the driver a good view in front of the machine, plenty of lifting power and a good geometry. Through the new swivel housing with low friction, where the hoses are mounted under the swivel housing, they are both well protected and contribute to the good visibility. With the RCA option, the experience becomes even better, optimized use of extension and end damping on all functions contribute to even better performance and comfort. In standard design with single telescope is range 10.3 meters and with double telescope the range is 11.3 meters.



Low ground pressure

Bogie lift front and back

Powerful machine on a small scale

Six different harvester heads

Comfort Line

**OPTION:**  
Rottne Crane Assistance



## A FLEXIBLE HARVESTER FOR THINNING AND LIGHT FINAL FELLING

**ROTTNE H11<sup>E</sup>** in 6 and 8-wheel designs, is an articulated harvester for thinning and final felling. Powerful engine, hydrostatic transmission and central articulated joint give Rottne H11<sup>E</sup> excellent off-road performance and precise tracking. The harvester cab offers superb operator comfort and excellent visibility over the work area. The levelling cab with integrated cab suspension, *Comfort Line*, can be turned +/- 90° and automatically follows crane slewing but can also be controlled using a separate joystick.

### **OPERATING CHARACTERISTICS BEYOND THE ORDINARY**

The Rottne H11<sup>E</sup> harvester with articulated steering works smoothly and compliantly as well as being superb on steep terrain and on marshy ground. The hydrostatic transmission with three operating modes works with a high tractive force and gives Rottne H11<sup>E</sup> superb operating characteristics. With 8WD and bogie lift on both axles, this is further enhanced with an extremely small turning radius.



### **EQUIPPED WITH 8 WHEELS**

and wide tracks, H11<sup>E</sup> is ideal for both steep terrain and wet ground. In addition, the ground pressure is very low.

# H21<sup>E</sup>

## WHEN ONLY THE BEST IS AN OPTION



Refined on close to 100 points since the launch in 2014

Large power resources

Strongest crane in the class

Fuel efficient

500+225-litre fuel tanks

Six different harvester heads

Handles steep terrain

Comfort Line

**OPTION:**

Rottne Crane Assistance

**DESIGNED FOR DIFFICULT, STEEP AND WET TERRAIN**

ROTTNE H21<sup>E</sup> has been built to overcome difficult and steep terrain and with 8 wheels and broad tracks, it can manoeuvre extremely well on wet terrain.



The swivelling and levelling cab on **ROTTNE H21<sup>E</sup>** offers fantastic visibility and superb operator comfort.

# ROTTNE H21<sup>E</sup> – A STRONG AND EFFICIENT HARVESTER FOR FINAL FELLING

**ROTTNE H21<sup>E</sup>** was designed to provide what is required for optimal and efficient final felling in dense forest.

Rottne H21<sup>P</sup> is simply a stable harvester with significant power resources and an appropriately-dimensioned harvester head. The chassis, as well as the crane and harvester head, is designed to cope with this demanding work month after month while yielding the same good level of profitability.

## **POWERFUL, YET FUEL EFFICIENT**

The components in Rottne H21<sup>E</sup> have been chosen with great care and already during the introductory year, Rottne H21<sup>E</sup> proved that it belonged to the elite class in terms of reliability and low operating costs. No matter what the rpm range, the large cylinder volume of this powerful diesel engine always ensures high torque, which means the engine can handle jobs at a relatively low engine speed.

Despite the engine being powerful, it is still extremely fuel efficient – customers state down to 0.35 litre/sub – which means with 500 plus 225-litre fuel tanks it can run far between refuelling. In addition, the fact is only requires a 2–3 per cent mixture of AdBlue is an extra bonus.

## **STRONG CRANE WITH LONG REACH**


The extremely powerful crane, RK310, has a tilting crane base and a reach of 10 metres. It is located directly above the bogie to give the harvester optimal stability, which is necessary to enable large harvester heads to be used at full reach.



# 406



# 596



EGS406 is a small, compact harvester head for **ROTTNE H8** that is perfect for initial thinning and coarse thinning up to 35 cm diameter at breast height. The head is robust with two feed rollers, one fixed and two pairs of movable limbing knives and has a low dead weight. EGS406 has a short frame and the possibility of controlled the upper and lower knives separately, which gives it superb characteristics for operating in tricky deciduous forests. The diameter is measured with a sensor in the lower limbing knives and the length over a measuring wheel. Extra equipment, such as colour marking, stump spray application and multi-tree handling, is available.

EGS596 is a versatile head that is perfect for final felling. Its design with two feed rollers means lower knife pressure, which reduces feed friction and increases available tractive force, controllable upper and lower frame that make it suitable for rough terrain. Diameter measurement is performed with a sensor in the lower limbing knives and length measurement is performed over a measuring wheel.

EGS596 is perfect for **ROTTNE H8**

## Other compatible harvester heads



LOG MAX 3000T

SUITABLE FOR H8 H11




SP 461 LF

H11




LOG MAX 4000T

H11



LOG MAX 5000

H11




SP561 LF

H11




# 596

# 706



is suitable for all types of coarse supporting wheel arms and three pressure for limbing work, which uses feed force. EGS596 has a high er and lower knives and a short operating in deciduous forests. formed via a sensor on the lower measurement is performed using ing wheel.  
**OTTNE H11 and ROTTNE H21.**

EGS706 is a robust harvester head for **ROTTNE H21** with a cutting diameter of 75 cm and two-speed hydraulic feeder (3.5 m/s or 5.2 m/sec). Primarily designed for coarse final felling. Supporting wheel arms and five feed rollers that provide a steady grip even on the coarsest stems which facilitates the processing of heavy trees. The feed rate is automatically controlled, depending on tree size, which increases production capacity when felling in light stands. Diameter measurement is performed via a sensor in the upper limbing knives and length measurement is performed using a measuring wheel.



LOG MAX 6000V

SP661 LF

LOG MAX 7000

SP761 LF


H21

H21

H21

H21

# GOOD ACCESS MAKES IT EASY AND COMFORTABLE TO SERVICE



The distribution box with fuses, relays, and computers is well positioned for easy access and checking when the right-hand cab door is opened.

Serviceability is an important factor in development work **OF ALL ROTTNE MACHINES**. It must be easy, convenient and easily accessible to perform maintenance, service and repairs. Downtime can prove expensive for machine owner and through fast availability the time can be reduced for maintenance, servicing and repairs.

The entire rear section of the harvester, housing the engine and transmission, can be quickly opened up for inspection and servicing **(1)**. The hinged belly plates facilitate servicing work but also make the entire rear section very easy to keep clean **(2)**.

A vacuum pump for the hydraulic system reduces oil spillage, when replacing hoses for example. Electric pumps for diesel and hydraulic oil simplify filling **(3)**.

Troubleshooting on the electrical system can largely be performed via the machine control system's operating screen.

### LESS RISK OF LEAKAGE!

Our machines have been equipped with hose couplings that have both sealing cones and O-rings to minimise the risk of leakage.





## THE NEW GENERATION OF BUCKING COMPUTER – FORESTER

**+ Powerful computer**

**Large touchscreen**

**Many setting options**

**Programmable buttons/  
keys**

**Stanford 2010-standard**

**ROTTNE FORESTER** is a quick and easy-to-use bucking system that is common to all our harvesters. A large and clear touchscreen (common to Forester and D5) shows information in a well-arranged manner and makes it simple to make different settings.

Bucking is optimised with VALUE BUCKING H70\* or with the more basic PRIORITY BUCKING (H60)\*\*. EtherCat technology has allowed all bucking calculations to be transferred from the harvester head to a protected location in the cab – which also make calculations faster.

Rottne Forester is built according to the standard Stanford 2010, which means future-proofing for improved communications and synchronisation between different units in forestry. The software also manages automatic reporting with standard pdf-files. Using Rottne Forester it is possible to select the button settings to suit your operating style - an extremely flexible solution if you are not used to a Rottne harvester or prefer other button settings than our defaults.

Rottne Forester makes it easy to produce automatic digital reports directly to the office, for example, when completing an object. You can also easily copy them via USB.

### **\*H70 (VALUE BUCKING)**


The tree is assessed by the machine and the computer extracts maximum value for the forest owner.

### **\*\*H60 (PRIORITY BUCKING)**

More basic form of bucking where the operator programmes lengths/dimensions in a priority order.

**THE ROTTNE D5 MACHINE CONTROL SYSTEM**, which is based on CAN-bus technology, controls and monitors the engine, transmission and crane. The system comprises a main computer and a number of control units on the machine. The operator can adjust settings for the crane, transmission and engine, monitor pressure, temperatures and fluid levels and perform troubleshooting via the touch screen. Alarms are indicated by visual and audible signals and in clear text on the screen.

# SAVE TIME AND MONEY WITH ROTTNE XPARTS



Shorten, or completely avoid downtime

Low repair costs, on average 60% of new price

Longer warranty than for new parts

Quick deliveries

Do you find it tiresome to keep buying new all the time? Do you also think it's wrong to throw things away? You prefer to repair parts and save money?

## SAVES YOUR TIME

Rottne Xparts is a good option for those who want to make preventive changes and minimise the risk of downtime. With Xparts, it's possible to make planned downtime and get more time over when it's really needed. You don't need to wait to get repairs carried out but you can immediately order an exchange component from your dealer, replace the working part and quickly get the machine up and running again.

### IN SUMMARY, IT WORKS LIKE THIS:

1. You order a replacement part from us. If necessary, it will be sent by express.
2. You send the replaced unit back to us within 30 days.
3. We repair the replaced unit. You pay only the actual cost of repair or renovation.

## YOU SAVE MONEY

When you change a part of your Rottne machine, it is replaced with an exchange part. You send the replaced part to us within 30 days. You pay only the actual repair or renovation cost. On average, the cost ends up at 60 percent of the new price.

## YOU RECEIVE A BETTER WARRANTY THAN ON AN EQUIVALENT NEW PART

Rottne is proud of its Xparts and therefore we are offering a 2000 hour / 12 month warranty (whichever comes first) instead of the 1000h / 6 months that applies when purchasing other spare parts.

## TAKE CARE OF WHAT YOU ALREADY HAVE

Rottne Xparts allows you to consume in a more sustainable way by extending the service life of a component by renovating it to new condition instead of discarding it. Taking care of what is available has a minimal impact on the environment. This also gives you the opportunity to replace units that have begun to perform worse in order to increase the degree of technical use in a preventative intent.

## ROTTNE XPARTS COMPRISE

- Crane: *pumps*
- Control and measuring system: *computers & levers*
- Hydraulics: *pumps*
- Head: *saw & wheel motors*
- Transmission: *pumps, motors, wheel motors, differentials, bogie boxes, hub reducers, transfer gearboxes and distribution boxes*
- Miscellaneous: *Engine heater, Fogmaker*



## ONE OF THE BEST WARRANTY PACKAGES IN THE INDUSTRY

### BEST QUALITY AND RESPONSIBILITY

Behind the new warranty conditions lies a thorough effort. Developing and improving the company's forwarders and harvesters is ongoing daily, and is deeply rooted in the company. Hard work mixed with a dose of local attitude has now resulted in the guarantee standard reaching a whole new level. We simply wish to do away with any operational disruptions that our customers may be exposed to.

### THE MOST UNIQUE GUARANTEE

We have improved our basic warranties, which means that Rottne now replaces machine components that fail due to manufacturing or material defects free of charge and compensate the machine owner for the work it takes to replace the component up to 3000 working hours\*. Our previous warranty covered 2000 hours for the component itself and up to 1000 hours for the work involved, so this a quite a significant improvement. We also cover travel costs for the service technician, up to 300 km per warranty case, until the machine has 500 operating hours\*\*.

In addition to an improved warranty on parts, labour and travel, Rottne also offers work on the first service done after 100 operating hours.

Rottne's efforts mean that the company's machines leave the assembly halls with basic guarantees that are now among the best in the entire industry.

\* Valid for 12 months (whichever comes first).

\*\* Valid for 6 months (whichever comes first).

Contact your local dealer for more information on Rottne's comprehensive warranty package.

**+ 3000 operating hours\*  
on failed machine  
components**

**3000 hours\* for  
labour replacing the  
component**

**Travel cost up to 300 km  
per warranty case\*\***

**Work on 100 labour  
hour's service**

# LARGE AND COMFORTABLE CABS

H

With its modern design, the harvester cab is spacious and comfortable, and gives the operator a central position. The large windows and low-set dashboard provide an excellent view both nearby and further afield. The cabs on the H11 & H21 harvesters swivel +/- 90 degrees, level at 15 degrees and automatically follow the crane from side to side, but can also be controlled manually with joystick. Plus, there is plenty of storage space and a handy *heating cabinet\** that is perfect for your lunchbox. \*Option on harvesters

## SAME CAB MODEL FOR ALL FORWARDER MODELS

F

We have a cab for all our forwarders. The interior of the cab, distribution box, computer equipment and control functions are therefore identical, which is a significant advantage for the operators that switch between our different machine models.

All our forwarders are equipped with the E-cab, which, besides everything already mentioned, also has improved climate control with automatic fan control with higher performance for heating and cooling, which creates a pleasant working environment for the operator. To make it even more comfortable, the E-cab has a mug or bottle holder and a refrigerator in the front storage compartment.

+

Large windows give excellent visibility.

Low noise level - quieter than in a passenger car

Comfort Line Gen 3

E-cab in all forwarders with many new improvements and functions

Optimised LED lighting



# ERGONOMIC OPERATOR STATION WITH COMFORT IN LUXURY CLASS



## COMFORT LINE – THE ORIGINAL AMONG CAB DAMPING SYSTEMS - NOW IN GENERATION 3

The Comfort Line cab suspension system is unique and reduces shocks and impact, resulting in significantly smoother crane and off-road operations. Initially, the system was developed for our forwarders but is also available in a version for harvesters. Comfort Line has been available since 2007 and has proven to be reliable over the years. Since its inception, the system has been improved with software upgrades, more robust design and a more precise positioning. In its third generation, we have made more robust cylinders to increase durability. We have also added a new valve that allows the operator to simply adjust the damping hardness via a push of a button on the palette.

## IMPROVED PALETTES FOR INCREASED ACCESSIBILITY AND FOCUS IN MODERN MACHINES

With palettes that give the operator great accessibility to all machine functions, while keeping focused on the work at hand. There are also displays in both palettes that give the operator directions concerning various functions and buttons plus important information about the machine in operation. Interior lighting has also been improved with strong LED lighting and there is the possibility of RGB LED lighting in different colours and brightness while working. The floor lighting also has RGB LED lighting in different colours and brightness. Finally, there is a phone holder with aerial amplification and the possibility of charging via USB A or C.







**ROTTNE**

first in forest